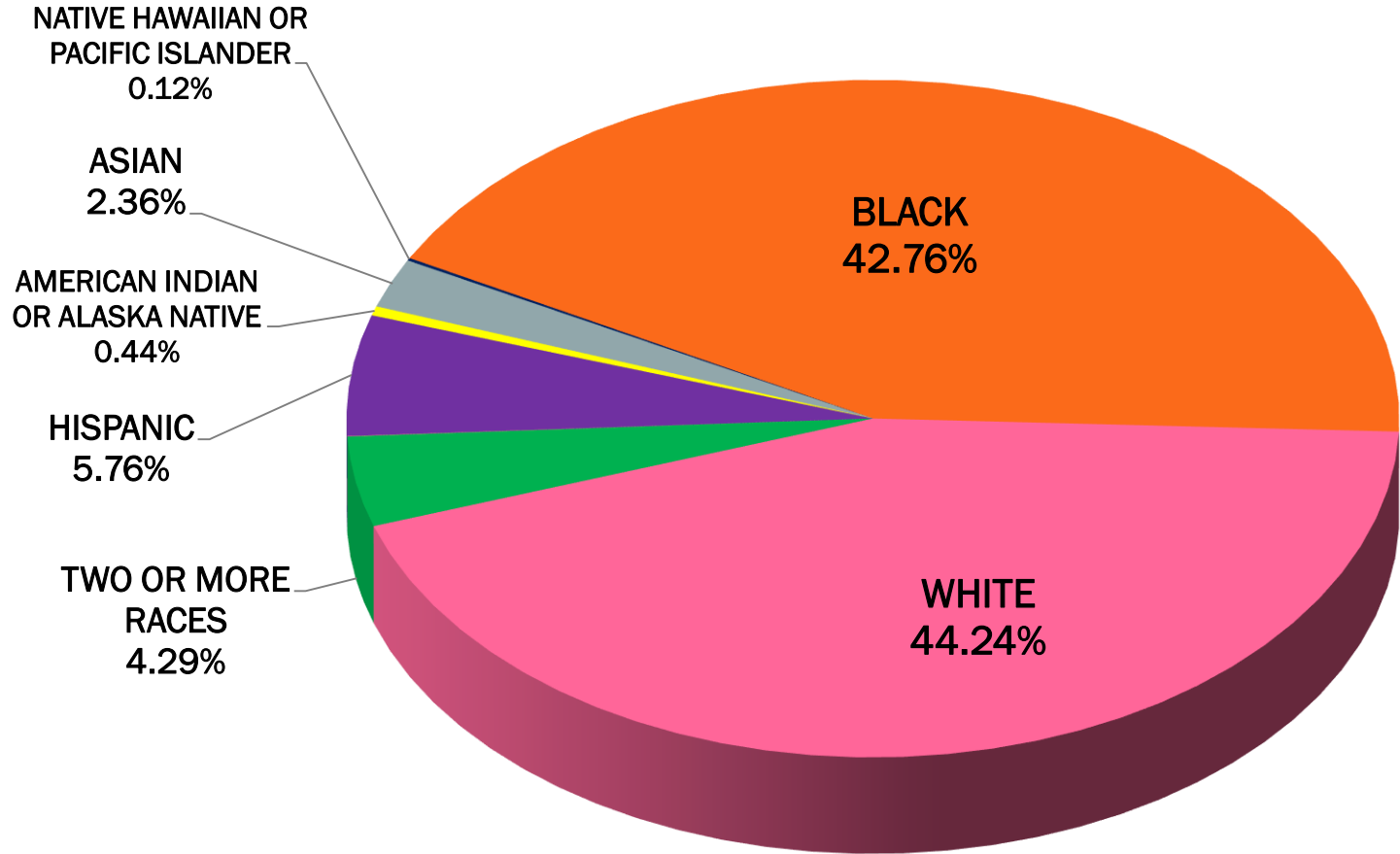


DISTRICT INFORMATION 2017-2018

- 12,271 students in Pre-K – 12th grade
- 10.6% of students receive gifted services
- 9.0% students with disabilities
- 68.12% students economically disadvantaged
- 31.5% mobility rate




STUDENT ETHNICITY



ABOUT US

- **1,791 Total Employees**
- **939 Certified Staff**
 - Master and Board Certified
 - 30 Doctorates
 - 223 Education Specialists
 - 393 Masters
 - 71% of staff holds advanced degrees
- **852 Classified Staff**



SCHOOL NUTRITION

- Average daily breakfasts served:

2017-2018

4,181

- Average daily lunches served:

2017-2018

7,229

**Estimated 12,000 Meals and Snacks Served Daily*

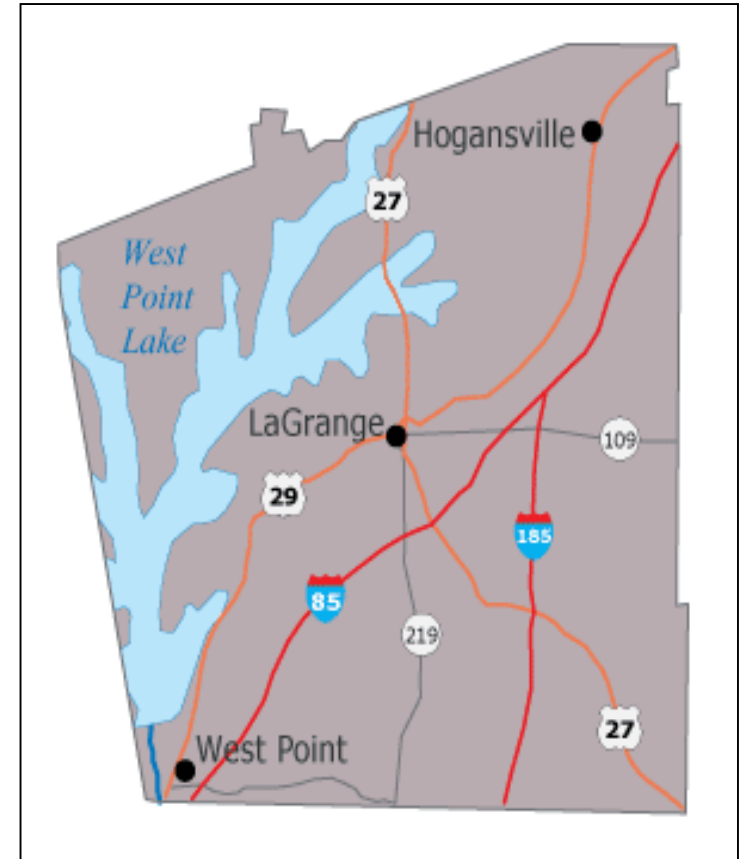


FACILITIES

22 facilities including:

- 3 High Schools
- 3 Middle Schools
- 11 Elementary Schools
- 1 College and Career Academy
- 1 Alternative School
- 3 Administrative/Support Facilities

Approximately 2.2 million square feet

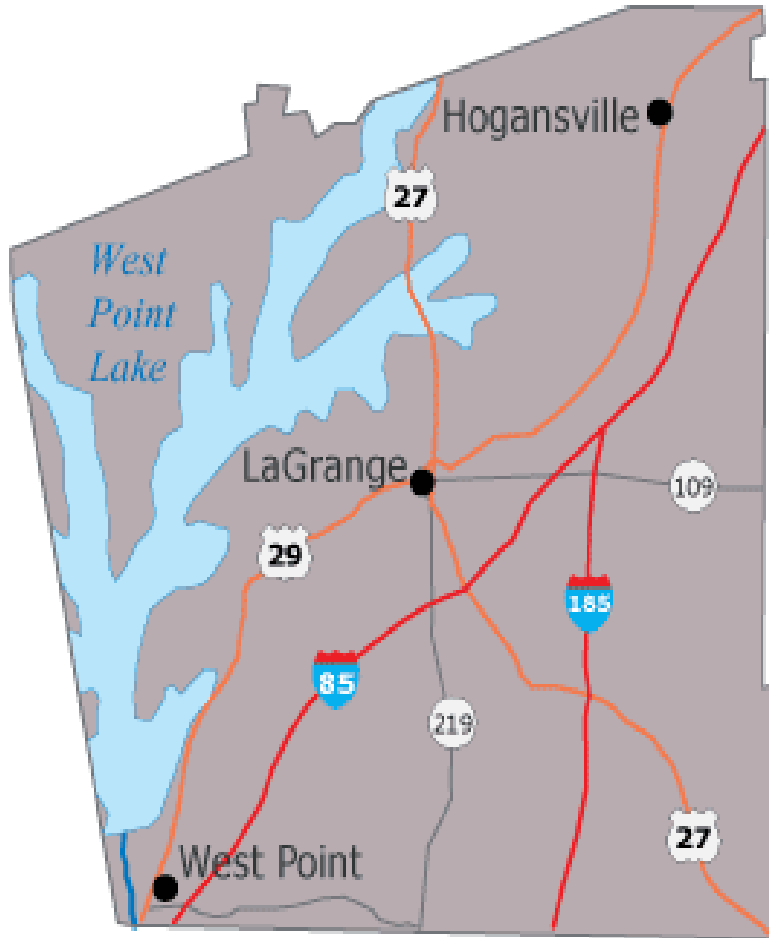


TRANSPORTATION

- District Size = 446 square miles
- 124 Daily Bus Routes
- Approximately 2.1 million route miles this year
- 60%+ of students use bus services



ABOUT US



Based on an annual budget of approximately \$100 million and 2,000 employees, the economic impact of TCSS on the county is

approximately \$300 million annually