


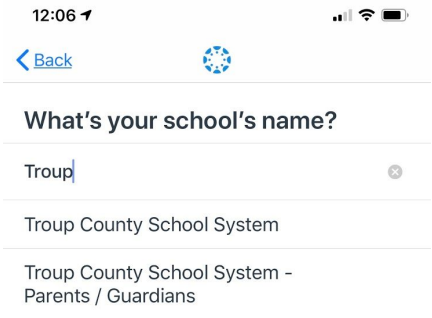




Parent/Observer Login for Canvas

Once you complete the steps below you will be an observer of your student's account.

<p>Before logging into Canvas – make sure that you have a pairing code from your student's account.</p>	<p>Click here for instructions on how to get a pairing code.</p>
<p>How to Create an Account on a Mobile Device</p>	
<p>Download the Canvas Parent App from the App Store.</p>	 <p>Canvas Parent App</p>
<p>Click on Find School</p>	
<p>Begin typing Troup and select Troup County School System-Parents/Guardians</p>	

Create an account. Once the account is created, this will be your login screen.

[Back](#) troupe.instructure.com



Email

Password

Log In

[Forgot Password?](#)

Parent of a Canvas User?
[Create Account](#)

Fill out the form with your name, email address, and add a password with at least 8 characters. Then, enter the pairing code from your student's account.

Once you have filled out the form completely, click on Start Participating.

Parent Signup

Your Name

Your Email


Password

Re-enter Password

Student Pairing Code [What is a pairing code?](#)
This can be generated from your student's account.

[View Privacy Policy](#) Cancel Start Participating

To add additional students, click the bars in the top menu.



Select Manage Students

Inbox

Manage Students

Change User

Log Out

Click the (+)

6:13



[Back](#)

Manage Students



Enter the Pairing Code for additional student's account and select "Add".

Add Student
Input the student pairing code provided to you.

Pairing Code

Cancel Add

<p>How to Create or Sign Into an Account on a Web Browser</p>	<p>**You do not have to create an account if you have done so on your mobile app. You will sign in to see your student.</p>
<p>You can also create an account online.</p>	<p>https://troup.instructure.com/login/canvas</p>
<p>Click on the link that states “Parent of a Canvas User? Click Here for an Account.”</p>	
<p>Fill out the form with your name, email address, and add a password with at least 8 characters. Then, enter the pairing code from your student’s account.</p> <p>Once you have filled out the form completely, click on Start Participating.</p>	
<p>To add additional children, click on account, click observing, add the Pairing Code from the additional student’s account.</p>	

[Click Here to Learn More About Canvas](#)